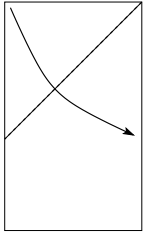
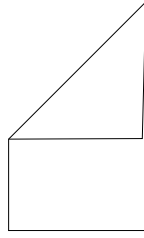


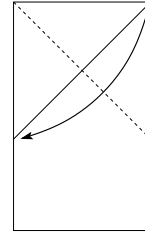
Jumping Frog



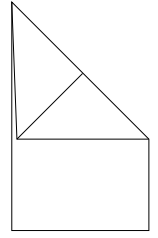
Fold the top edge to meet the right edge.



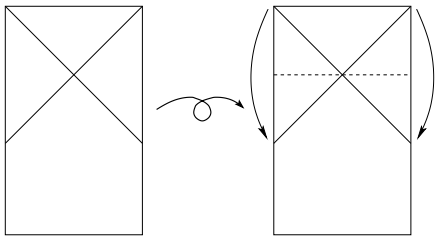
Undo the last fold.



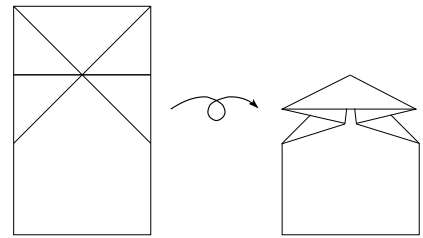
Fold the top edge to meet the left edge.



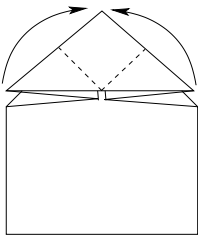
Undo the last fold.



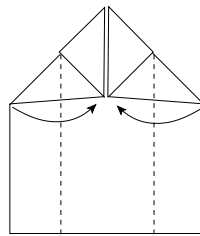
Turn the card over and fold top corners down to the bottom points of the X. Undo this fold.



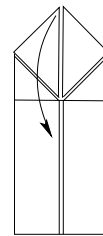
Turn the card over. Leaving the middle of the X on the table, bring the left and right edges in to the middle until they meet. Collapse the upper corners onto the bottom points of the X.



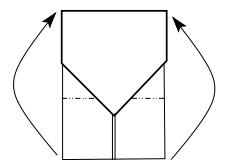
Fold the tips of the triangle up to the top.



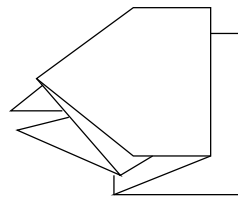
Fold the left and right edges in to the middle.



Fold the head down.



Fold the legs back.



The frog is done. Pet its back to make it jump!